


General Market Data


-French-



	2013	2014	2015
Population (in 1,000's)	65,600	65,898	66,415
Unemployment rate (%)	9.9%	10.3%	10.4%
Economic growth (%)	0.6%	0.6%	1.3%
GDP in EUR billions	1,906.5	1,944.6	2,017.8
GDP per inhabitant	32,100€	32,300€	32,800€
Price changes in	1.0%	0.6%	0.1%

Residential construction

(in new residential buildings)
- French -



	2014	2015	2016	2017	2018
	in 1.000 dwellings				
Housing completions *	413.6	399.5	408.4	436.7	459.9

* reference: Euroconstruct

Tile production and consumption

- French -



2013		2014		2015	
in million m ²	in EUR	in million m ²	in EUR	in million m ²	in EUR

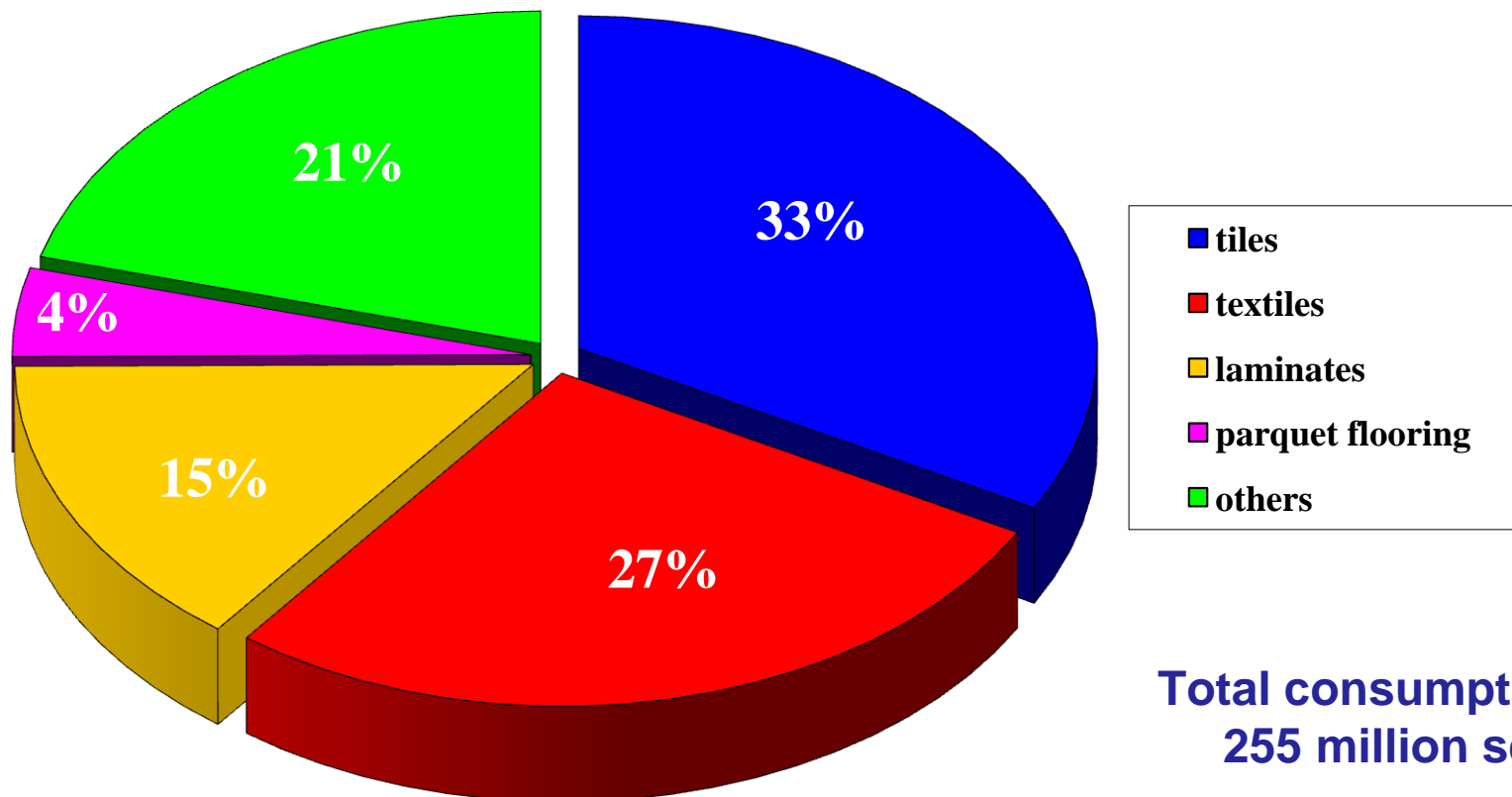
Domestic production	25.6		23.0		22.1	
----------------------------	-------------	--	-------------	--	-------------	--

Exports	6.3		6.9		7.8	
----------------	------------	--	------------	--	------------	--

Imports	97.3		97.0		97.2	
from Italy	46.8		46.5		43.2	
from Spain	26.6		26.5			
from Portugal	12.8		11.0			
from Turkey	4.1		4.2			

Total consumption	116.6		113.1		111.5	
--------------------------	--------------	--	--------------	--	--------------	--


Shares in floor coverings (business and private) - French -



Total consumption 2015
255 million sq. mt

Marketing channels

- French -



2015

Basis: m²

2015

Basis: Euro

Home improvement retailers

31%

27%

Specialised retailing

59%

63%

Other

10%

10%


Shares in tile fixing in % - French -



	2015 in %
Tile fixing companies	65%
do it yourself	35%

Structure of the tile fixing trade

- French -



Number of tile fixing companies <ul style="list-style-type: none">• <i>< up to 10 employees</i>• <i>11 to 50 employees</i>• <i>> over 50 employees</i>	5.000
<ul style="list-style-type: none">• Association members	2.400
Number of tile fixers <ul style="list-style-type: none">• <i>Masters</i>• <i>Journeymen</i>• <i>Apprentions</i>	25.000