


General Market Data


- Luxembourg -



	2013	2014	2015
Population (in 1,000's)	549.7	563.0	576.0
Unemployment rate (%)	5.9%	5.9%	6.7%
Economic growth (%)	4.3%	4.1%	4.8%
GDP in EUR billions	38.5	40.8	44.3
GDP per inhabitant (Euro)	85,300 €	87,600 €	91,600 €
Price changes in	1.7%	0.7%	0.1%

Residential construction

- Luxembourg -




Building permissions

	<i>2013</i>	<i>2014</i>	<i>2015</i>
Number of buildings	2,062	2,470	1,850
Number of dwellings	3,761	6,360	4,558
Interior soace (1,000 m³)	6,372	8,326	7,990

Tile production and consumption

- Luxembourg-



2012		2013		2014	
in million m ²	in EUR	in million m ²	in EUR	in million m ²	in EUR

Domestic production					
----------------------------	--	--	--	--	--


Exports					
----------------	--	--	--	--	--

Imports	1.0		1.0		1.0
<i>from Italy</i>	0.4		0.3		0.3
<i>from Spain</i>	0.2		0.2		0.2
<i>from China</i>	0.1		0.2		0.2
<i>from Turkey</i>	0.3		0.2		0.2

Total consumption	1.0		1.0		1.0
--------------------------	-----	--	-----	--	-----

Marketing channels

- Luxembourg -



2015

in %


Home improvement retailers

40%

Specialised retailing

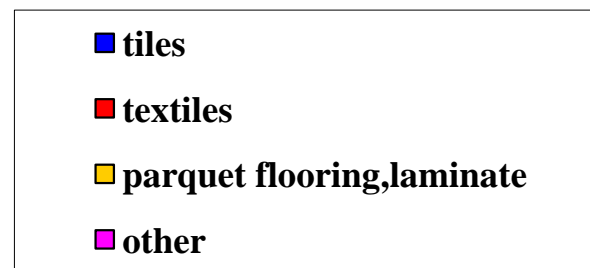
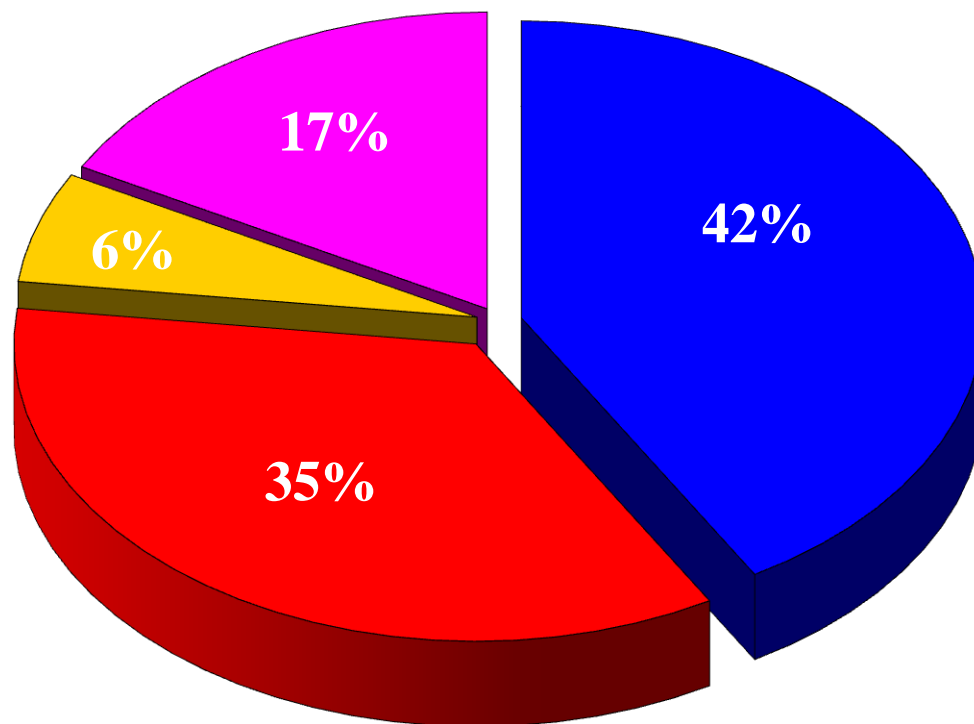
60%

**Shares in tile fixing in %
- Luxembourg -**



	2015 in %
Tile fixing companies	65%
do it yourself	35%

Shares in floor coverings (business and private) - Luxembourg -



**Total consumption
2015 = 2.7 Mill. Sqm**

Structure of the tile fixing trade

- Luxembourg -



Number of tile fixing companies	55
<ul style="list-style-type: none">• <i>< up to 10 employees</i>• <i>11 to 50 employees</i>• <i>> over 50 employees</i>	<p>32</p> <p>20</p> <p>3</p>
<ul style="list-style-type: none">• Association members	55
Number of tile fixers	851
<ul style="list-style-type: none">• <i>Masters</i>• <i>Journeymen</i>• <i>Apprentions</i>	<p>41</p> <p>810</p>